

SF-2201
02/2013

RUGBY FIELD
FALCON-6504 SPRINKLER (35)

122 x 73 m
[115 + (2 x 3.5)] x [66 + (2 x 3.5 m)]

Water supply : 20 m³/h @ 7 bar

LIST OF MATERIAL

	<u>Description</u>	<u>Quantity *</u>
8005-SS	-	u
Falcon PC-SS	Part circle sprinkler 6504 stainless steel riser sleeve	20 u
Falcon FC-SS	Full circle sprinkler 6504 stainless steel riser sleeve	15 u
950E	-	u
B99500	-	u
B81600-18	Nozzle for Falcon size 18, blue	21 u
B81600-12	Nozzle for Falcon size 12, beige	14 u
SJ-12-100-22	1" (26x34) Swing joint - length : 30 cm BSP/BSP	35 u
SJ-12-150-23	-	u
150-PGA	-	u
200-PGA	2" (50x60) electric valve globe/angle w/ manual isol. valve	7 u
300-BPE	-	u
VB-JMB-H	Rectangular valve box: L. 70.1, W. 53.3, H. 30.7 cm	7 u
VB-JMB-6EXT	Extension for Jumbo valve box, 17.1 cm	7 u
DBRY	30V Waterproof wire connectors	14 u
IESP4MEEU	ESP-ME 4-station controller	1 u
ESP-SM3	3-station extension module	1 u
ESP-LXMe	-	u
ESP-LX-M-SM8	-	u
RSD-BEx	Rain sensor	1 u
Ø40	-	m
Ø50	Ø50 HDPE pipes (10 bar) including fittings	130 m
Ø63	Ø63 HDPE pipes (10 bar) including fittings	130 m
Ø75	-	m
Ø90	Ø90 HDPE pipes (10 bar) including fittings	450 m
Ø110	-	m
DI 115	1x1.5 mm ² electric cable, double insulation	770 m
RB15-89	VFD/Soft Start Pump station (20 m ³ /h at 7 bar)	1 u

Valve number:	A1,A7	A2-A6
Precipitation rate in mm/h	23,8	11,9
Irrigation run time per valve for an amount of 5 mm	13	25

* ---- For a water supply and a controller located at 50 m from the field ----

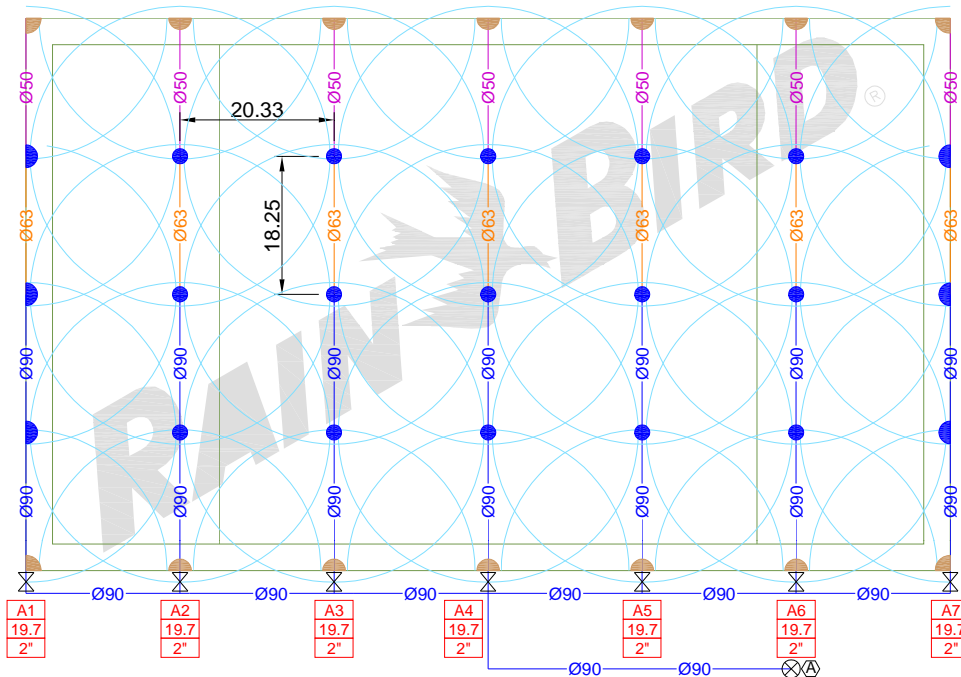
SF-2201

RUGBY FIELD




122 x 73 m

FALCON-6504 SPRINKLER (35)

[115 + (2 x 3.5)] x [66 + (2 x 3.5 m)]



Legend and technical data

-   Controller and point of connexion with isolation valve
-  Electricvalve

Sprinkler:	6504-SS	6504-SS
Nozzle:	#18 ●	# 12 ●
Pressure in bar:	5,5	5,5
Radius in m:	19,8	18,6
Flow in m ³ /h:	4,44	3,18

Controller/Station/Flow/Size of the valve

A3
20.5
2"

Note :

HIGH DENSITY POLYETHYLENE PIPES: PE63 PN10 - ADDITIONAL LATERALS OUTSIDE PLAY FIELD AREA MAY BE INSTALLED PROVIDED HYDRAULIC CAPABILITY OF SUPPLY IS NOT EXCEEDED - SPRINKLER LOCATIONS ARE TO SCALE. PIPE LOCATIONS ARE DIAGRAMMATIC.

Rain Bird presents this plan as a typical sports field layout. Rain Bird offers no indemnity, expressed or implied, for projects installed from this plan. Since each site and system contains many variables, Rain Bird expressly recommends the use of a qualified irrigation designer.