

SF-1301
01/2018

FOOTBALL FIELD - ARTIFICIAL GRASS
XLR24 (6)

117 x 73 m
[105 + (2 x 6.0)] x [68 + (2 x 2.5 m)]

Water jet
Water supply : 60 m³/h 6.5 bar

LIST OF MATERIAL

	<u>Description</u>	<u>Quantity *</u>
XLR24	2" Rain Bird XLR24 water jet + 3" riser and concrete base	6 u
Falcon PC-SS	-	u
Falcon FC-SS	-	u
	-	u
	-	u
B81600-18	-	u
B81600-12	-	u
SJ-12-100-22	-	u
SJ-12-150-23	-	u
150-PGA	-	u
200-PGA	-	u
300-BPES	3" (80x90) electric valve globe/angle with manual isol. valve	6 u
VB-JMB-H	Rectangular valve box: L. 70.1, W. 53.3, H. 30.7 cm	6 u
VB-JMB-6EXT	Extension for Jumbo valve box, 17.1 cm	6 u
DBRY20	30V Waterproof wire connectors	12 u
IESP4MEEUR	ESP-Me 4-station controller	1 u
ESP-SM3	3-station extension module	1 u
ESP-LXMe	-	u
ESP-LX-M-SM8	-	u
RSD-BEx	Rain sensor	1 u
Ø40	-	m
Ø50	-	m
Ø63	-	m
Ø90	-	m
Ø110	Ø110 HDPE pipes (10 bar) including fittings	400 m
Ø140	Ø140 HDPE pipes (10 bar) including fittings	50 m
DI 115	1x1.5 mm ² electric cable, double insulation	1250 m
	Water supply : 60 m ³ /h 6.5 bar	1 u

	180°	90°
Valve number:	A2 ; A5	A1, 3, 4, 6
Precipitation rate in mm/h	27.4	54.9
Irrigation run time per valve for an amount of 5 mm	11	5

* ---- For a water supply and a controller located at 50 m from the field ----

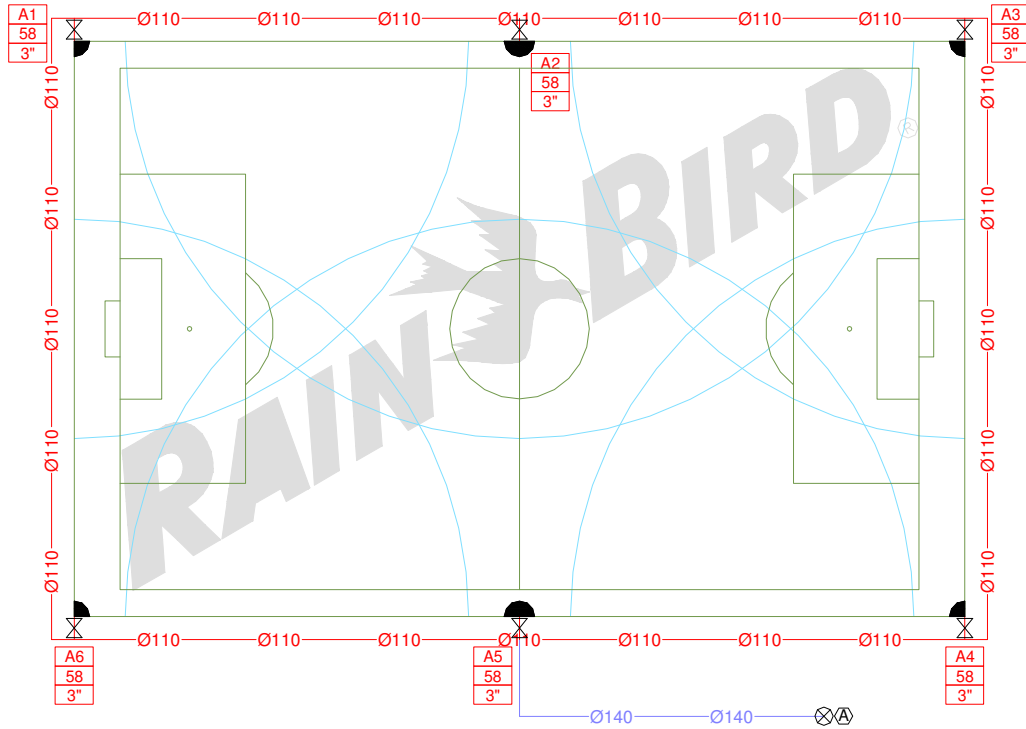
SF-1301

FOOTBALL FIELD - ARTIFICIAL GRASS




117 x 73 m

XLR24 (6)

$[105 + (2 \times 6.0)] \times [68 + (2 \times 2.5 \text{ m})]$



Legend and technical data

-   Controller and point of connexion with isolation valve
-  Electric valve

Sprinkler: XLR24
 Nozzle: #26 ●
 Pressure in bar: 5.0
 Radius in m: 51.8
 Flow in m³/h: 58.00

Controller Station/Flow/Size of the valve

A3
20.5
2"

Note :

HIGH DENSITY POLYETHYLENE PIPES: PN10 - ADDITIONAL LATERALS OUTSIDE PLAY FIELD AREA MAY BE INSTALLED PROVIDED HYDRAULIC CAPABILITY OF SUPPLY IS NOT EXCEEDED - SPRINKLER LOCATIONS ARE TO SCALE. PIPE LOCATIONS ARE DIAGRAMMATIC.

Rain Bird presents this plan as a typical sports field layout. Rain Bird offers no indemnity, expressed or implied, for projects installed from this plan. Since each site and system contains many variables, Rain Bird expressly recommends the use of a qualified irrigation designer.